

Cotton Patch Dispatch

Cotton Patch Quilters
P.O. Box 49511, Athens, GA 30604

Website: <http://www.cpquilters.org>
email: info@cpquilters.org

January 2011



Message from the President

Dear Cotton Patch Members,

It's a New Year and I thought I'd share my Quilting Resolutions list with you for two reasons. 1) By letting you see my resolutions, maybe I'll feel obligated to actually keep them and 2) I needed an idea for this month's column. Before I begin, let me say that every year I tell Harold I'm going to turn over a new leaf and "be better at..." in the coming year. That leaf has been turned over so many times, all that is left is the veins. Be that as it may, I still make a list and here's mine:

1. *Finish the projects I started last year or give them away. (Right, sure)*
2. *Keep my sewing room cleaner. (Good luck)*
3. *Get to know my walking foot better. (Ok, doable!)*
4. *Begin Thanksgiving and Christmas projects in September. (If I remember)*
5. *Give up singing at the Guild meetings. (Promises, promises, promises!)*

I'm pretty good at making resolutions and at making lists. I have good intentions. It's the follow-through to keep those resolutions that derails me every year. My list is short this year and all things I can accomplish. And by George, I will accomplish these things!

Just one question, does humming at Guild meetings count as singing?

Ruhanna

BIRTHDAYS

January

Stephanie Chapman	1/5
Amanda Whitsel	1/7
Francyne Wilby	1/8
Karrie McAfoose	1/9
Barbara Wooten	1/11
Carol Cummings	1/13
Robin Benson	1/17
Cleo Ward	1/19
Sharon Rockholt	1/21
Mary Ann Ware	1/21
Fay Rawls	1/27


February

Pam Kickbush	2/17
Willene O'Neal	2/18
Terri Bear	2/21
Linda Zacker	2/24
Margaret Cooper	2/25

January Program "Hot Buttons to Cool Fabrics"

Jennifer Haynen
<http://www.jangles.net/>

Refreshments this month will be brought to you by Vicki Bauer, Amanda Whitsel, & Judy Caputi

Please read
Southeastern Quilt
& Textile Museum
fundraiser quilt show
news on next page. 

2010-2011 Officers

President Ruhanna Neal	1st Vice President : programs Mary Colley & Fay Rawls	Secretary Caryn Curry
President Elect Barbie Bugg	2nd Vice President : membership Terri Bear	Treasurer Chris Langone

2010/2011 Committee Chairs

Community Service – Ginny Lynch
Charitable Projects
Community Outreach

Fund Raising (Raffle Quilt) –
Sherri Paul

Internet – Anita Heady

Library – Lola Gazda

Membership – Terri Bear

Newsletter – Vicki Bauer

Program – Mary Colley & Fay Rawls

Challenges – Marty Tanner Hughes

Show and Tell – Mary Grider

Publicity – Terri Jarrett

Quilting Bees – Jodie Seila

Quilt Show – Deb Henderson (Co-Chair)

Quilt Show - Frances Arnold (Co-Chair)

Social – Cleo Ward

Door Prizes – Phyllis Rother

Workshops – (included with Programs)

Additional Guild Support

Georgia Quilt Council Representative

Past President 2009 - 2010

Shary Karlin

THE BRIGHT IDEA CORNER

or “Why didn’t I think of that?”

What can you do with clear nail polish and salt? Keep your rulers from slipping! Just put a dab of nail polish on each corner and shake on some salt. Let dry and you have a slip-proof ruler. How simple is that?

Do you still use bar soap and end up with those useless slivers? Use them in place of chalk to mark lines on your fabric. Of course, it washes out or fades with time.

*My husband lets me buy
all the fabric I can hide.*

Please Volunteer TODAY!

The **Southeastern Quilt & Textile Museum (SQTM)** fundraiser quilt show is coming up fast. The quilt we made to donate for the auction is ready.

This is a huge publicity event for the SQTM. Quilters are expected to be there from all over the state, so it is a wonderful opportunity for our guild members to meet other quilters. And you know when we meet other quilters it's always fun. You might even meet an old friend or two!

At least two members are needed for each shift on Monday, January 31, 2011. Three or more may sign up for a shift, no limit on how many members can participate, but *we do need at least two members per shift.*

•7-11 a.m. : to set up the quilt stand and quilt in the South Wing of the Georgia State Capitol.

•11:00 - 2:00 p.m. : man your station

•2:00 - 5:00 p.m. : dismantled quilt stand at 5:00 and returned to the guild.

The SQTM folks will have display tables set up for the Museum, Carrollton and Carroll county, The Story of Cotton and the Georgia Quilt Council. They also hope to have our legislators pose for pictures with us and "our" quilt. There will be a group picture taken with Gov Deal. ***And did I mention Television, Newspaper and Radio coverage?***

The Georgia Quilt Council has an up-to-date list of quilt shops and maps in case you want to check out a shop or two before or after your shift.

www.georgiaquiltcouncil.com

Please contact Terri@ iwalkinbeauty2@hotmail.com to sign up. Parking, Marta and local restaurant information will be sent at a later date.

MARK YOUR CALENDAR

January 11th – “Hot Buttons to Cool Fabric”

Floating Fetching Fowling currently through January 19, 2011
An exhibition of recent works by **Ouida Williams, Nancy Lloyd and Caroline Montague**. Works in painting, drawing, mixed media and three dimensions are accompanied by insight into each artist's individual creative process.

Lyndon House Arts Center / 293 Hoyt Street Athens, Georgia / 706-613-3623

Gallery Hours: Tuesday and Thursday: Noon – 9:00 p.m.

Wednesday, Friday and Saturday: 9:00 a.m.-5:00 p.m.

WORKSHOPS

Saturday, January 8, from 10:00 to 4:00 • Lyndon House Arts Center, Fiber Room • Local Workshop, CPQG member, Cleo Ward, will present her **Cool and Wonky workshop**

Wednesday, April 13, from 10:00 to 4:00 • Lyndon House Arts Center, Fiber Room • National Teacher Workshop • Eve Agee will present her **Beginning Thread Painting workshop. Website description: "This workshop will introduce students to the two basic thread painting techniques: zigzag and straight stitches. Students will learn about needles, thread, hoops, stabilizers, machine set-up and movement to achieve shading and dimension to design. A small design will be done in class. Students are encouraged to have a basic understanding of the sewing machine."**

Charity Bee is back in business after the Christmas break. First item of business is to furnish Relay for Life Raffle quilts for Clarke and Oconee Counties. We are very fortunate in the Guild in general and in the Charity Bee to have Frances Arnold as a member and contributor. During the Christmas break, Frances had time or took time to sew some of her 2 1/2 strips together and made some beautiful squares to make quilts for the Relay for Life Quilts! She has graciously offered to finish the squares/blocks and bring them in to Charity Bee to put the borders on, Ellen will quilt them, and then we will bind them to have them ready by February 1. Hopefully, we will have pictures to show at the Guild meeting in February.

Also on Wednesday, Lola brought the partially made quilt that Trish Portes had started in Anita Heady's beginning quilting class at Lyndon House for us to finish for Trish. Trish is going through a second set of Chemotherapy and is delighted that the Charity Bee group has offered to finish her quilt for her.

We are continuing to make up kits for the various outreach programs in Clarke and surrounding counties. What we do best in Charity Bee is have fun and learn!

Those of you who have checked out a kit, turn in your completed kits and get your name in the drawing for a \$35 gift certificate to Dragonfly Quilt Shop. Those of you who would like to work on a kit, please check one out and get your chance to win in the drawing. The drawing will be in June.

Anyone who wants to have fun and learn, come join the Charity Bee on Wednesday mornings at Lyndon House. No qualifications necessary for membership in the CB club!

Supply Needs for Project Safe

Immediate Needs:

Kitchen Trash Bags
Child & Infant OTC medicine
Liquid Dish soap
Toilet Bowl cleaner
Paper Towels
Toilet Paper
African-American hair care
Large Tupperware containers

Cleaning Supplies

Cleaning sprays
Bleach
Dishwasher detergent
Mops/Buckets
Rubber gloves
Comet
Brooms/Dustpans
Powder Laundry detergent

Toiletries

Face wash
Body wash
Shaving cream
Deodorant
Liquid hand soap
Conditioner
Sensitive skin soap
Razors


Misc.

Umbrellas
Twin size sheets
Sharpies
Wal-mart gift cards
Light bulbs (40-60 W)
Gas Cards (i.e. \$25 Shell card)
Batteries (all sizes)
Day planners & journals

Project Safe accepts all donations at the PS Thrift Store located at 995 Hawthorne Av. On the corner of Prince Av. And Hawthorne in the Bells Plaza, Mon. – Sat. from 9 am to 5 pm. If you are donating an item from the list above, just let the Thrift Store staff know that you would like your donation to go directly to the emergency shelter, and they will be sure to get it there.

Project Healthy Grandparents

in Clarke, Oconee, Madison and Jackson counties manages the care of 50 families comprised of 96 children from birth to 18 years old. There are 20 boys and 22 girls under age 8. The grandparents are struggling to meet the needs of their growing grandchildren. **We can help.** If your children, grandchildren or the kid next door has gently-worn clothing, warm jackets, shoes, puzzles, books, games, or any toy, please consider donating these items to PHG. Frances Lang is our "Go To Girl" for this urgent need. Bring your donations to the monthly guild meetings or contact Frances at home (706.353.7733) for more information.



Think Boutique! Hot Threads, Cool Quilts will be coming soon. ♣ It is so exciting, and one of my favorite parts to our guild show is the boutique. ♣ Just thinking about shopping at our boutique makes me happy. ♣ Great shopping, ♣ I'm already anticipating what I will be able to buy. ♣ Just as important we need to be sewing for our boutique. ♣

Remember you keep 85%. ♣ So put those machines in action. ♣ I love *pincushions*, sewing machine covers, project organizers, pot holders, pincushions, table runners, hand bags, towel holders, **pincushions**, sewing machine organizers, bibs, place mats, and did I mention **PINCUSHIONS**? ♣ Oh yeah I can't wait. ♣ Remember 85% is yours to keep, now how can you beat a deal like that? ♣ Registration forms will be available at the December meeting.

--Donna Phillips

Looking for a quilt maker . . .

If you would be interested in making a light weight T-shirt quilt, please contact Dennis Calbos (retired UGA employee) at dcalbos@uga.edu or 706.769.6682. He's been collecting T-shirts from his charity work for many years and wants to commemorate them with a special quilt.

Beginner Quiltmaking Classes –

The Wanna Bees

A new series of Beginner Quiltmaking classes taught by guild member Anita Heady will start on Jan. 22. The classes are held at Anita's home and are \$10 per class for a series of 6 to 9 classes. For more information, call 706-583-2620 or write to ahfiberarts@bellsouth.net.

Don't Forget to register your Show quilts! --Caryn Curry

Quilt Registration forms due at January meeting or postmarked by Jan. 13th.

Quilt Receiving will be held Feb. 10th and Feb 12th.

She who dies with the most fabric has wasted a lot of time.

Terms We May Have Seen but Not Understood

I haven't seen some of these before, but they're wonderful...like WIWMI !!

BOB = Beginner's Only Block (swap)
BOM = Block of the Month
DSM = Domestic Sewing Machine
DWR = Double Wedding Ring
FART = Fabric Acquisition Road Trip
FIU = Finish It Up
FQ = Fat Quarter
HST = Half-Square Triangle
HSY = Haven't Started Yet
LAQ = Long Arm Quilter
LQS = Local Quilt Shop
MAQ = Mid-Arm Quilter
OBW = One-Block Wonder
PHD = Project Half Done
PIGS = Projects in Grocery Sacks
SABLE = Stash Accumulation Beyond Life Expectancy
SEX = Stash Enhancing eXperience (or eXcursion)
STASH = Special Treasures All Secretly Hidden
TGIF = Thank God It's Finished!
TOT = Tone-on-Tone
UFO = UnFinished Object
WHIMM = Works Hidden In My Mind
WIP = Work In Progress
WISP = Work In Slow Progress
WIVSP = Work In Very Slow Progress
WIWMI = Wish It Would Make Itself
WOF = Width of Fabric
WOMBAT = Waste of Money, Batting, and Time
WOW = White On White
WWIT = What Was I Thinking

Thanks to The Quilting Cat for permission to republish.

Where did you grow up? Born in Atlanta, graduated from High School there. Went 3 years to Asbury College/University in Kentucky, married, had two children, and graduated (BS) from Florida State University.

What brought you to Athens? First husband was a Methodist preacher, and he pastored churches in Oglethrope County, and then was transferred to Barrow County because I was in graduate school at UGA. I divorced him while finishing my doctorate (long story), and moved into Family and Graduate Housing (Married Housing) at UGA until I married my current and last husband, Stuart.

How did you learn about the Cotton Patch Guild? Invitation from a former member who was also a knitter.

What is your first memory of sewing? Taking home-ec in high school. I hated hand basting seams before sewing on the machine, so I would wait until the teacher left the room and I would run to the sewing machine and sew my seams. I didn't really sew during high school because my mother sewed so well. But when I married, a sewing machine was the first thing that I bought. My idea of a wife was someone who could sew (my mother did!!!).

Do you have a first quilt memory? First quilt I had was given as a wedding present. Neither I nor my ex-husband understood the value of a quilt, and I remember that he covered items when we moved, and the quilt got blown off and lost during that move.

Is there a quilting technique that you would like to master? I am enjoying doing some appliqué. I haven't done any previously, and I loved the Guild's raffle quilt that Jodie Seila was responsible for, and I decided that would be a project that I would like to do since it was not entirely appliqué (Baltimore album).

What motivates you to start another project? Colors and new fabrics

How many projects do you have started? Whoa!!! I'm trying to cut down my "in progress" projects to a manageable number by concentrating on the dozen or so that are stacked and waiting.

You seem to produce more quilts than most members. We want to know, when do you sleep? How do you find enough hours in a day to sew/quilt? If I am considered to be in the group that produces a lot, it is because I move fast and don't take time to do the "slow" things like appliqué. I don't often "smell the roses." My horse gallops too fast. Also, I NEVER sit down and do nothing. I am either reading or knitting usually because both are quiet (don't disturb others), don't take much thinking, and both are highly transportable, and with my Kindle, I can carry 1,500 books at a time.

Do you prefer piecing a top or quilting? Do you quilt by hand or machine? I enjoy both. I would like to find the time (and patience) to do hand quilting.

What colors are you most drawn to? Blues, greens, purples--jewel tones

Comfort or art? I guess I tend to go for comfort rather than art because I don't have any wall space for art quilts, and I like to use what I make.

Where is your favorite vacation spot? I've been so many places that it is hard to say which is my favorite--New Zealand, Australia and the American west for the scenery; China for the silk and pearls; Europe and Russia for the castles and cathedrals; Brazil (Rio, Iguazú for beauty) and the gems; and Italy for the art and gelato.

Treasure's Report... Chris Langone

For Sale:

Aurora 430 Bernina Sewing Machine which is a little over a year old and not had much use.



It is a wonderful machine and I've enjoyed sewing with it. My interests are more with embroidery so I've decided to purchase just an embroidery machine .

I am asking \$1650. I also am selling the large plastic table and new Walking foot for the 440 or 430 Bernina sewing machine. Please contact Barbara Peterson at 706.310.0702 or jueral@charter.net . Thank you.

Operating Account

Beginning Balance as of 10.31.10 **\$2145.46**

Credits:	Fundraising	\$ 826.00
	Social (Door Prizes)	\$ 35.00
	Misc.	\$ 65.00
	Workshops	\$ 95.00
	Membership	\$ 260.00
	TOTAL CREDITS	\$ 1281.00

Debits:	CPA Services	\$ 595.00
	Newsletter	\$ 24.15
	Workshops	\$ 100.00
	Treasurer	\$ 11.75
	TOTAL DEBITS	\$ 730.90

Ending Balance as of 11.30.10 **\$ 2695.56**

Money Market Account

Balance as of 11.30.10 \$ 9366.23

Treasurer's Report/Chris Langone

You know you are drinking too much coffee when you can thread your sewing machine while it's running!

Jodie Coala - Beekeeper's Note

*If you are interested in starting a bee, please contact me with the information so I can put it in our **HOT** newsletter.*

CHARITY BEE

Every Wednesday
9:30 AM to noonish
Lyndon House Fiber Room
Everyone is welcome to come and stay as long as you like. We have fun. Contact the queen bee Ginny Lynch at lynch@uga.edu

Night Owl Bee

1st Monday
6:30 PM to 9:00 PM
For information about the bee contact Denise Stancheck denisest@uga.edu

Morning Madness Bee

Members' Homes
2nd Monday of the month
9 AM to 3PM
(bring your lunch). If you are interested in this bee, please contact Shirley Erickson (706 549 7454) to know whose home the bee is meeting at each month.

Handwork Bee

1st Wednesday of each mo.
10 AM to 2 PM
(bring your lunch)
Information about this bee contact Mary Colley (706 613 1161)

Looking for a Home

Found: large solid wood quilting frame in the Fiber room. If this is your frame, please claim it and take it home. If the owner isn't found, it will be sold to the highest bidder. All proceeds will go to the Charity Bee.

QUILT SHOW PREPARATION: STEP ONE

Please plan to arrive at the January (Tuesday, January 11th) Cotton Patch Quilters meeting EARLY!



Our CPQ meeting in January will be a busy one. We will be asking for your assistance with publicity for the quilt show as well as sharing several opportunities to help with the actual show set up and all the activities of the three days of the show.

Please remember that your QUILT REGISTRATION FORMS ARE DUE at the January meeting. The forms must be filled out accurately and completely and must have a photo of the quilt (or quilt top) attached. Photos should be either 3 X 5 or 4 X 6. You must include a check made payable to Cotton Patch Quilt Show for the exact amount due. The fee for each quilt submitted is \$2 with the exception of quilts entered into any of the three Challenge Categories. The fee for a challenge quilt is \$1. Registration forms may be downloaded from the website under the 2011 Guild Show Member link.

Registrations will be accepted from 6:30 til 7:00 and again AFTER the regular meeting. Please arrive early so that you may take care of your registration forms prior to the meeting.

We are asking that, in addition to the above information, you also include a CD which contains a photo of each of the quilts you are submitting. The CD photo's will be used by the Layout committee. This is NOT a requirement for entries into the show. However, we would greatly appreciate your cooperation in this effort.

AND, this is important too.....

How to Burn a CD with photos of your quilts.....

Using Windows you can copy files either to a CD by following these instructions....

- Insert a blank (writeable) CD into your CD recorder drive.
- Windows should open a dialog box asking if you want to open a writable CD folder.
- Click on this option, and a folder will appear that will hold all of the files that you want to burn onto a cd.
- Find the folder containing your quilt photos and drag and drop the photo files into this new folder. This will simply make a copy of the files in this "staging area:" rather than physically moving the files out of the original folder.
- When you're ready to record, just click "Write these files to CD" in the task bar to the left. The CD Writing Wizard opens and prompts you for a label for the CD. You can enter up to 16 characters or simply leave it blank.
- Click Next and the wizard displays a progress bar indicating the status.
- When it has completed, remove the CD from your drive, write your name on the front of the cd and put it with your registration forms.

Thanks.....

Frances, co-chair, 2011 Quilt Show



Minutes

Garyn Curry

The Annual Holiday Potluck meeting of the Cotton Patch Quilt Guild was held on a very cold December 14, 2010 at the Lyndon House. **Cleo Ward**, with the help of several members, decorated the tables with white cloths and flower pot centerpieces filled with fat-quarter flowers. Members shared a delicious meal together before enjoying a surprise visit by *Santa Claus*, who presented the centerpieces to winners at each table.

Nineteen show challenge quilts were displayed by members and judged by Lyndon House employees. Runners up were **Sue Trinrud** and **Shirley Erickson**, second place went to **Terri Jarrett**, and first place went to **Pat Schroder**. These quilts will be eligible for the show challenge category in the March 2011 Quilt Show, "Hot Threads, Cool Quilts".

Several members showed quilts their families use during the holidays and shared the stories behind them.

Nancy Bruce presented a fabric shop gift certificate to **Judy Cole**, whose name was drawn from members who have contributed to completing Charity Quilts for the past six months.

Vicki Bauer presented a red velvet cake to **Judy Cole**, whose name was drawn from members who have had their photos taken for the pictorial directory.

Frances Arnold made several announcements regarding the quilt show, emphasizing quilt entry forms will be due at the January meeting. **Mary Colley** announced there are still spaces left for **Cleo Ward's** workshop to be held on January 8, 2011. **Terri Bear** announced help is needed to present the Museum Quilt at the state capitol in January.

During show-and-tell, several members shared new quilt projects they are working on or have completed in time for the holidays.

President Neal read a Cotton Patch version of "The Night Before Christmas" and then ended with several announcements sung to the tune of "The Twelve Days of Christmas." After much fun and laughter, the meeting was adjourned.

Respectfully submitted by **Ruhanna Neal**

Mancuso Show Calendar for 2011

[Mid-Atlantic Quilt Festival XXII](#)

February 24 - 27, 2011
Hampton, Virginia
Greater Chesapeake Bay /
Williamsburg Area

[The Quilt Fest of New Jersey VII](#)

March 3 - 6, 2011
Somerset, New Jersey

[Denver National Quilt Festival VI](#)

April 28 - May 1, 2011
Denver, Colorado

[World Quilt Show - New England](#)

August 18 - 21, 2011
Manchester, New Hampshire
Featuring the Premier of the
World Quilt Competition XV

[Pennsylvania National Quilt Extravaganza XVIII](#)

September 15 - 18, 2011
Philadelphia Area, Pennsylvania


[Pacific International Quilt Festival XX](#)

October 13 - 16, 2011
Santa Clara, California

[World Quilt Show - Florida](#)

November 10 - 12, 2011
West Palm Beach, Florida
Featuring the Grand Finale of the 2011
World Quilt Competition XV

2010/2011 Membership Form for Annual Dues \$20.00



Name: _____

Address: _____

City: _____ State: _____ Zip Code: _____

Phone: _____ Birth date (M/D) _____ / _____

email: _____

NOTE: The Cotton Patch newsletter is available via the website at <http://www.cpquilters.org>.

Please indicate below if you require a newsletter mailed through the USPS.

[] Yes, I need the CPQ newsletter mailed to my home address.

Former members, do you need a name badge? [] Yes; [] No

You may return this completed form and \$20.00 annual dues to the regular Cotton Patch Quilters guild meeting or mail to:

Terri Bear, Membership Chair 725 Crestview Drive Bethlehem, GA 30620

Cotton Patch Quilters

P.O. Box 49511
Athens, GA 30604

TO:

